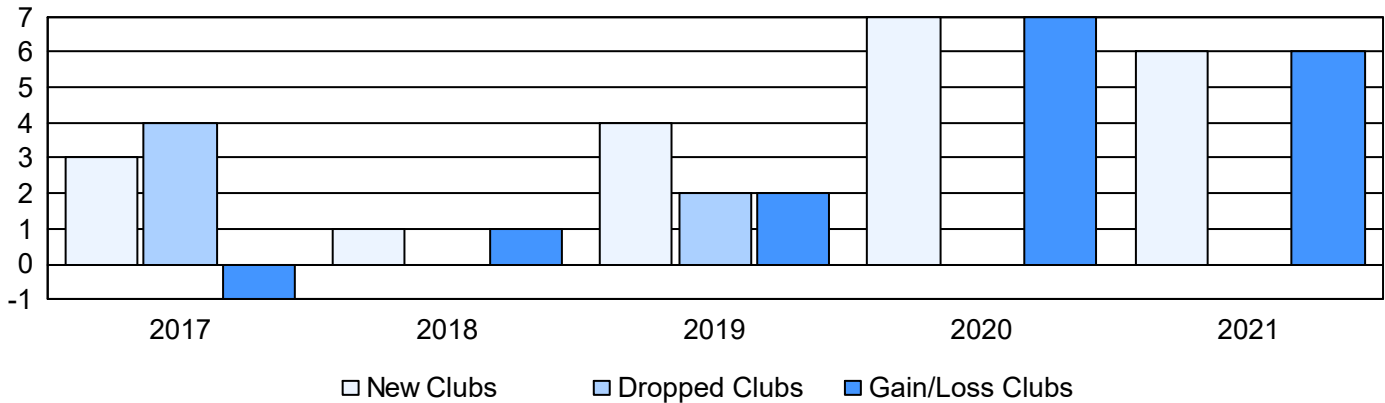
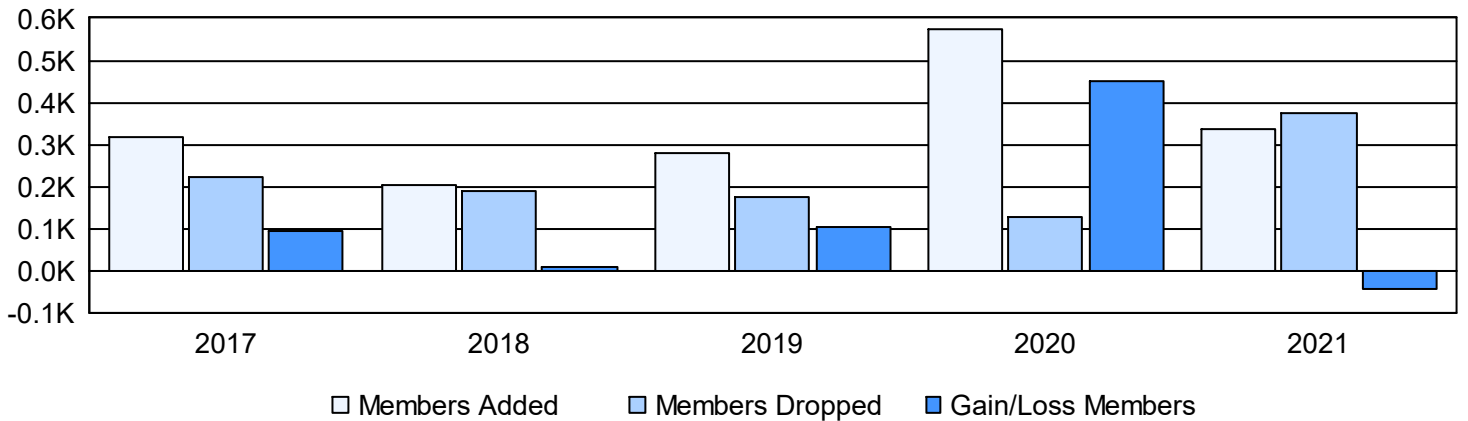


Year	New Clubs	Dropped Clubs	Gain/Loss Clubs	New Members	Charter Members	Reinstate Members	Transfer Members	Total Member Added	Total Members Dropped	Gain/Loss Members
2016-2017	3	4	-1	241	68	7	0	316	222	94
2017-2018	1	0	1	162	25	13	1	201	191	10
2018-2019	4	2	2	180	96	3	0	279	175	104
2019-2020	7	0	7	336	221	17	1	575	125	450
2020-2021	6	0	6	165	162	7	0	334	376	-42
Average	4	1	3	217	114	9	0	341	218	123

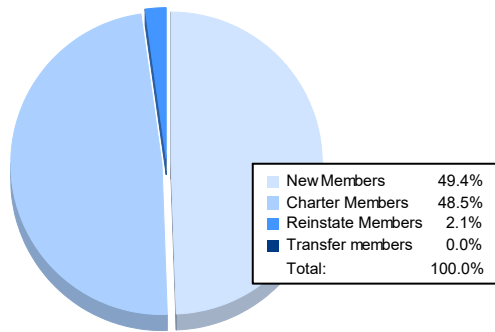
Clubs



Members



Membership Composition June 2021 Cumulative



Gender Composition June 2021 Cumulative

